

HellermannTyton

INSMCROE

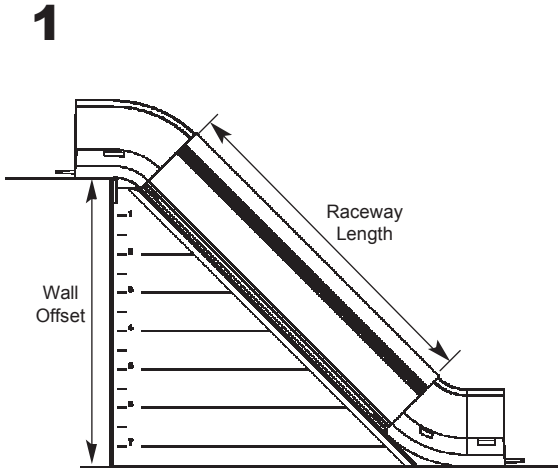
INSTALLATION INSTRUCTIONS FOR INFOSTREAM™ MULTI-CHANNEL RACEWAY SYSTEM



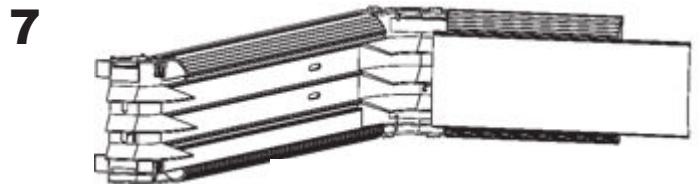
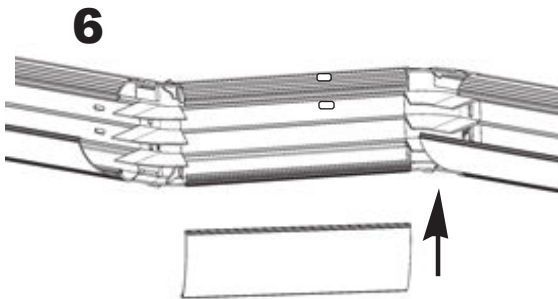
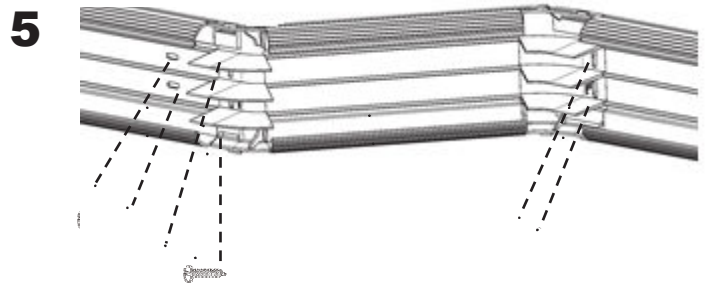
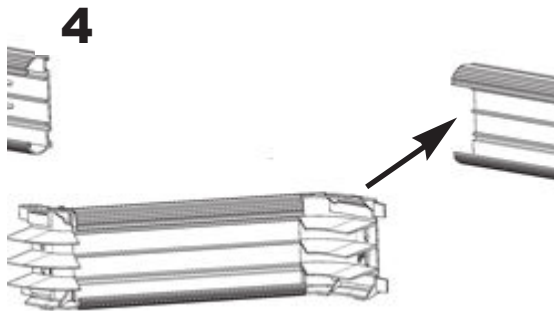

OFFSET ELBOW

Part Number: MCR_OE

Cut raceway as shown in table.



Offset Distance	Raceway Length
2"	1-1/8"
2-1/2"	1-7/8"
3"	2-9/16"
3-1/2"	3-1/4"
4"	4"
4-1/2"	4-11/16"
5"	5-3/8"
5-1/2"	6-1/8"
6"	6-13/16"
6-1/2"	7-1/2"
7"	8-1/4"
7-1/2"	8-15/16"



cover must extend at
id end of raceway base
of offset base .

